


Project 2

How chicken die?

The ways of death of chicken in little girl's imagination.



Project 2: How chicken die?


Research and Visual experiment

At first I went to a village called Huangbian in Guangzhou to find inspiration. I took some photos and drew some sketches.



Huang Bian village

Sketch



How chicken die ?

- ① Cupid's arrow →❤→
- ② Entanglement (diving accident) 🏊👤
- ③ Fart 🚽
- ④ Ghost 👻
- ⑤ Guillotine 🗡️
- ⑥ Gun 📍
- ⑦ Hang itself 📍
- ⑧ Hornet 🐝
- ⑨ Hot air balloon (accident) 🎈
- ⑩ Narcotic 📍
- ⑪ Python 🐍
- ⑫ Slip 🐔
- ⑬ Sunstroke ☀️
- ⑭ UFO 👽
- ⑮ Vampire 🧛
- ⑯ Alcoholism 🍷
- ⑰ Hyponogenesis ⚡
- ⑱ Poison 🦂
- ⑲ Parler ←
- ⑳ Thaumaturgy 🪄

Huang Bian village reminds me of one thing in my childhood. My Grandma used to take me to the village to buy live chicken and the store would kill the chicken in front of you. My Grandma put her hands over my eyes so that I can't see the process of killing chicken. When my eyes were covered I was imagining how chicken die at that time.

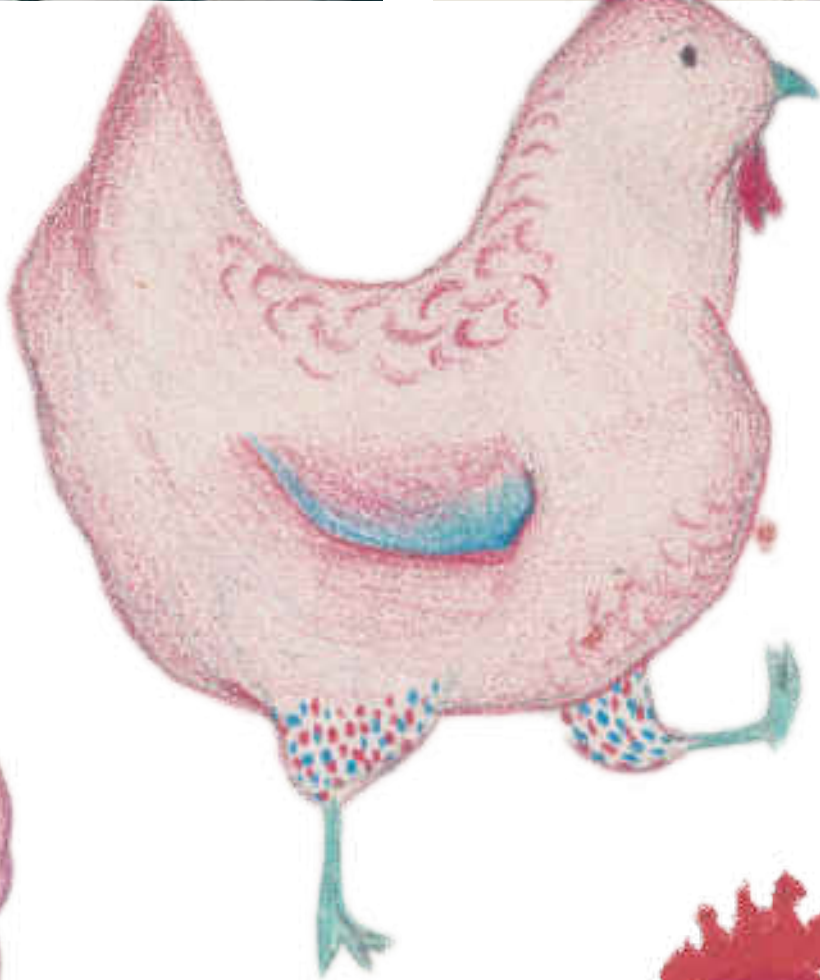
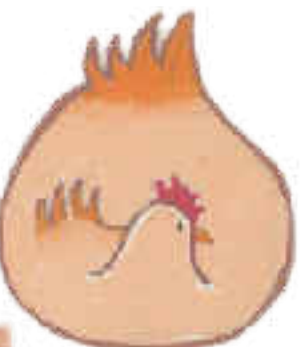
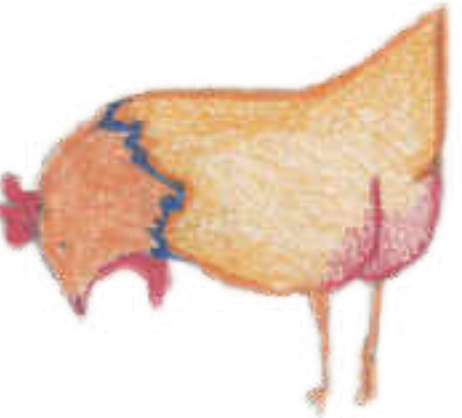


Project 2: How chicken die?

Research about chicken & Draft

According to the story that in my childhood about chicken, I want to present the different ways of death of chicken in my this project. Also I want to present death in a playful way. So I begin to do some research about chicken's morphs and do some material experiment. I have tried colored pencil, crayon, acrylic mark.



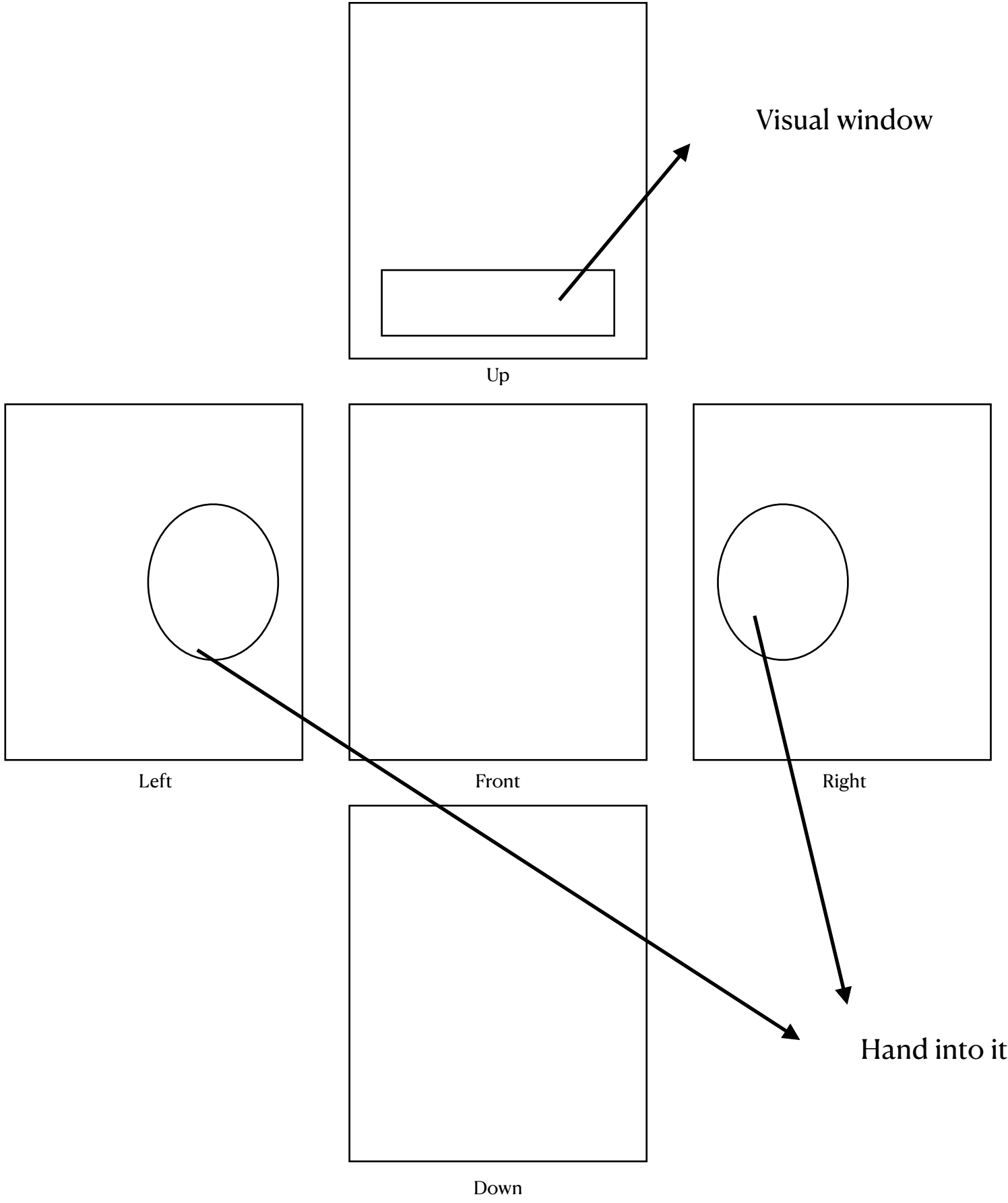
Research



Project 2: How chicken die?

Experiment and Process of making the Final


Then I began to think of how can I present my drawings. So I visualize the background which is my grandma covering my eyes and I starting to imagine. Then I order a acrylic box and stucked my drawings on it. I also decide my final printing material will be coated paper after I did printing text.




chicken feather



Visualize The Background of the story



Printing sample



Visual window

Holes that can put hands in

Door on the back

About the inside part of the box, I use colored chicken feather to decorate. In order to light the box, I also installed a lamp.

Project 2: How chicken die?

Final Outcome


The front of every page is my drawing and the back of it is the tittle. I wrote down the 26 English letters in iPad and printed it out. Then cut down letters to be formed into words.



Size:148mm*210mm Material: Colored pencil, digital drawing

Project 2: How chicken die?

Final Outcome—installation part



Size:35cm*35cm Material: Acrylic, digital drawing