

# Dancing Lion Plan

## Research & Analysis



photo of green lion



丸猫 (dancing lion)



Polapaz-IsiT (the year beast)

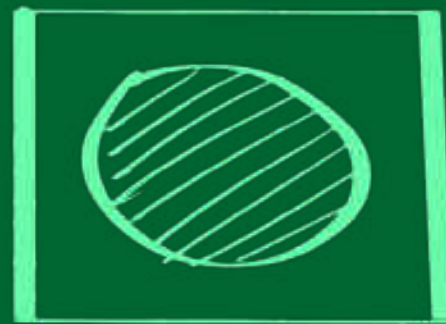
The lion dance is a traditional custom in China. Different places have their unique appearance. Once, I went to Huangbian village, the green lions in this village attracted me very much, I thought its colour scheme was cool. Then local told me the green lion was used to exorcise evil spirits. It was difficult to learn and inherit because they were heavy. Many people nowadays forget this kind of lion. After that, I found some information about the legend of the lion dance. A long time ago, in China, the year beast attacked villages at each end of the year. To exorcise this beast, the villager made many fake lions and beat drums. Since then, people have had the lion dance every New Year's Eve to avoid the year beast appearing again. If lion dance disappears, what will happen?

# Draft, Binding And Layout

To answer my question I visualized the story about lion vengeance. The story happens after people forget the lion dance. The year beast appear and ate humans. People found the last lion. But the lion does not want to help humans. To see dancing lion again, it helps the beast eat humans and then put lion's hoods on them. And then I have done some research about binding and layout. I thought paper theatre could make a very spatial picture and better visualize my story.



Side view




Front view



sample

research of paper theartre






characters design

# Draft and Character Design

I drew some drafts of the characters and the paper theater. Almost lion in my artwork research is red and bright, but in my story, the color scheme of the lion is green and dark because the atmosphere in my story was dark. The green lion also used to exorcise evil spirits.



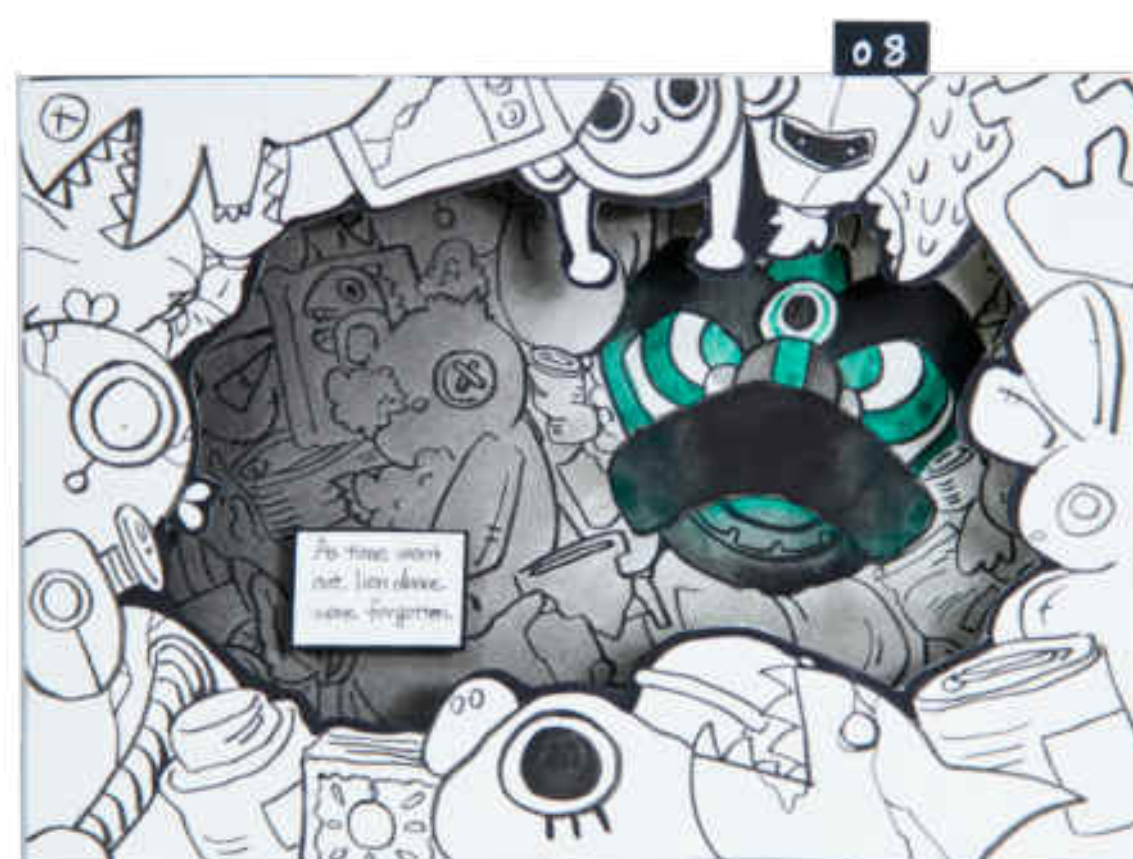
material teast and draft of paper theater



process of paper theater


# Outcome

I thought my story was like a terrible monster case so I made a file drawer for the paper theatre. I also made a case file at the back of the board. It is the basic information of the case and the year beast. The paper theatre is just like the detail and evidence of that case. The reader can see the next paper theatre by pulling away from the previous one.





Size:335mm x 225mm x 190mm



## Finished Product

I firstly used corrugated paper to make the drawer but it is difficult to imitate the texture of the iron. Then I changed to use PVC board.

Reflection: If I have more time, I think I can try more materials. Before I made the drawer I should make samples of different materials.

Link: <https://youtu.be/98pbHPTryZk>