

“ | ”

Project 3

This is my little world.



RESEARCH AND INSPIRATION

From the age of 7 to the age of 15, I have been studying in a half Chinese teaching and half English teaching school. During the schooltime, I always spent more than an hour on reading English books and indulging myself in various English movies or series, including books about kids adventure, fairytales, love stories, and so on. These culture-related creations motivated me thinking differently from the teens who grow up in a full-Chinese environment.

For example, the movie *How To Train Your Dragoon* inspired me in land exploration. I was fascinated in the way the Vikings live, food they eat and the most important thing, their spirit, not afraid in making any mistake and sharing a heart of wanting to make explorations on everything on this earth even if it is dangerous or unknown. The book *Pipi Wearing Long Socks* encouraged me to be explorative and adventurous, always wondering what is happening outside the world.

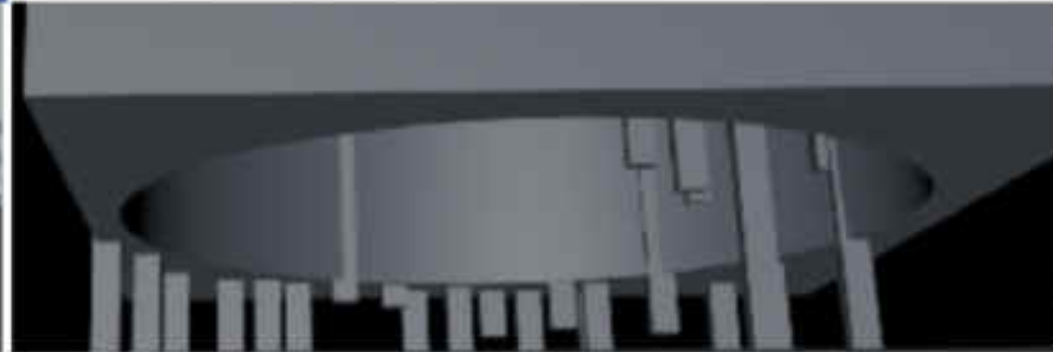

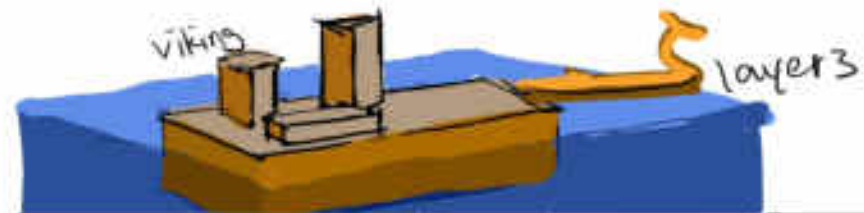
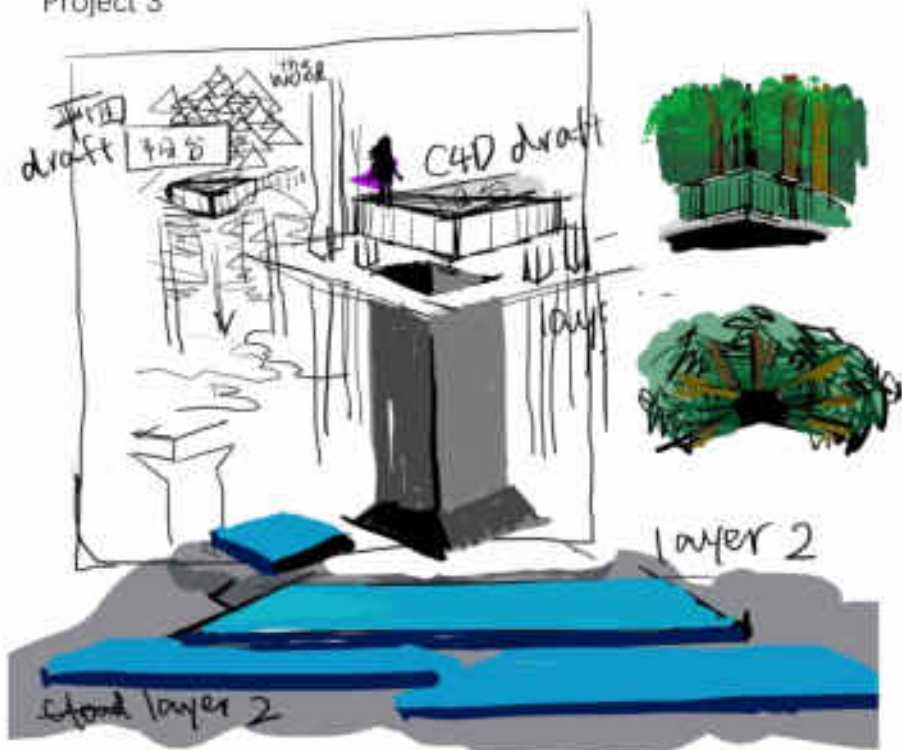
VISUALIZATION

I visualized my impressions on the Vikings, then I made a comparison between mine and the information on the Internet, including pictures, movie posters, wikipedia, etc. I found out there were differences, for example wikipedia says that the Vikings go to war without using helmet, but I like to draw a Viking with a helet on his head.



CONCEPT

While the origin of each kinds of culture was recording by numerous people who had different minds, **this culture transformed from times to times.** After accessing to this transformed culture, reading books or watching movies, I will **form a new impression on this culture and turn it into my own.** It is a culture somewhat related to the original one but also **transformed into a hoard of my "culture"**. It might not be true to what it has really happened, but I would like to create my own understanding of the Vikings culture in this project and turn it into a treasure hoard



MATERIAL EXPERIMENT

I was inspired by artist Leandro Erlich who made an installation called The Swimming Pool. I want to create a space that can be observed in two different ways. One is a perspective of the audience, the other is to enter into this space by myself. When the upper layer is filled with water, audience might consider the whole glass case is filled with water but it is not.

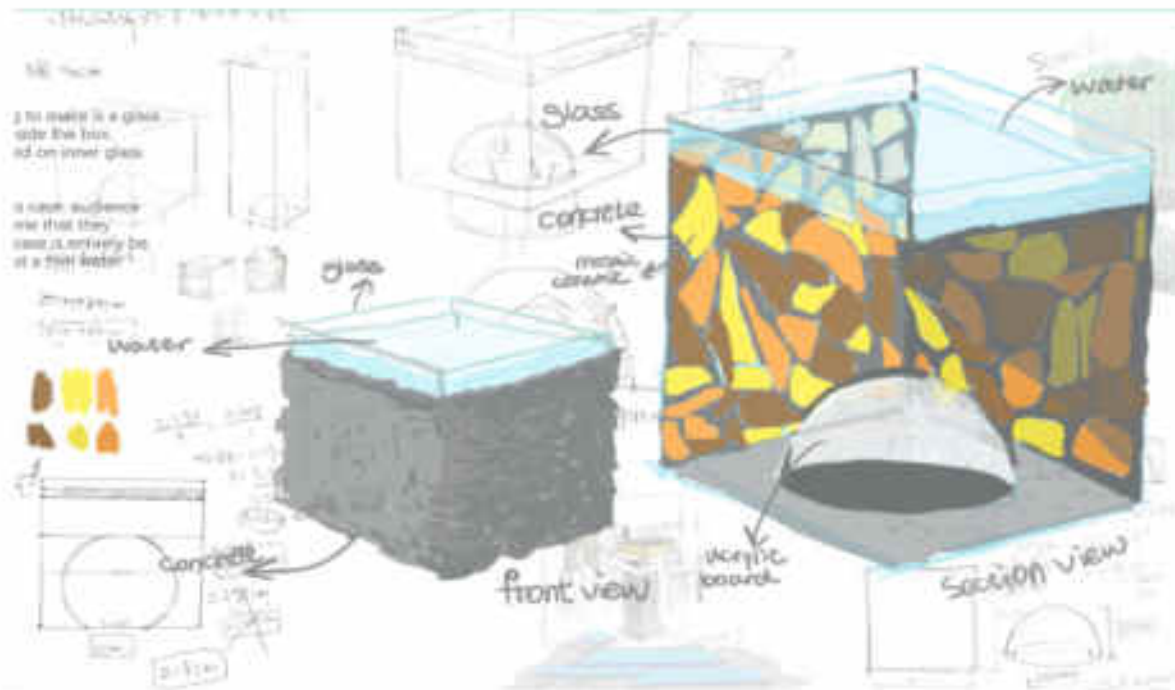
I used 34D firstly created a virtual space as my little world. However, it failed due to technique problems. Therefore, I come up with the idea to create this space in reality.



FINAL MAKING PROCESS

I made a glass case that has a layer of glass on the top which can contain water. Around the glass box, I first pasted a layer of tile glue, and then a layer of wire to better support the outermost layer of cement. Then I did my tiles. I bought a bag of clay, and the first time I rolled it out into flakes to dry, they all cracked because air was running in. So I dried them all, re-pounded them into powder, then added water and smoothing agent, poured them on the board to re-dry and let it naturally crack into many pieces.

After the clay was dried, I took it to the kiln and fired it. After cooking, I painted the pottery embryos one by one with cashew paint, and after coloring, I took them to the roof to dry. Ultimately, I used tile glue to stick them around the inside of the glass box.





Media: glass, concrete, ceramic, cashew paint, water, acrylic sphere, iron stand
Date: 17 October, 2021
Size: 21.6m³(case), 1.4m(iron stand)

“”

I created my own little space, be filled with my colors. People might think that it is a space filled with water but when I go into the space that I created, it will be just me staying with myself peacefully and perfectly.